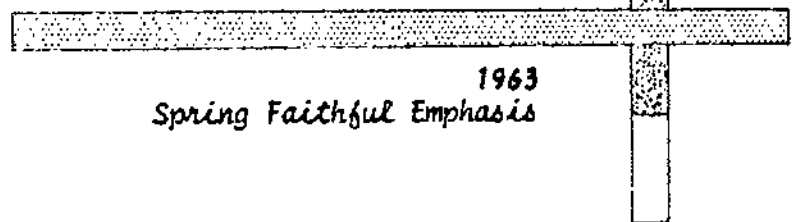
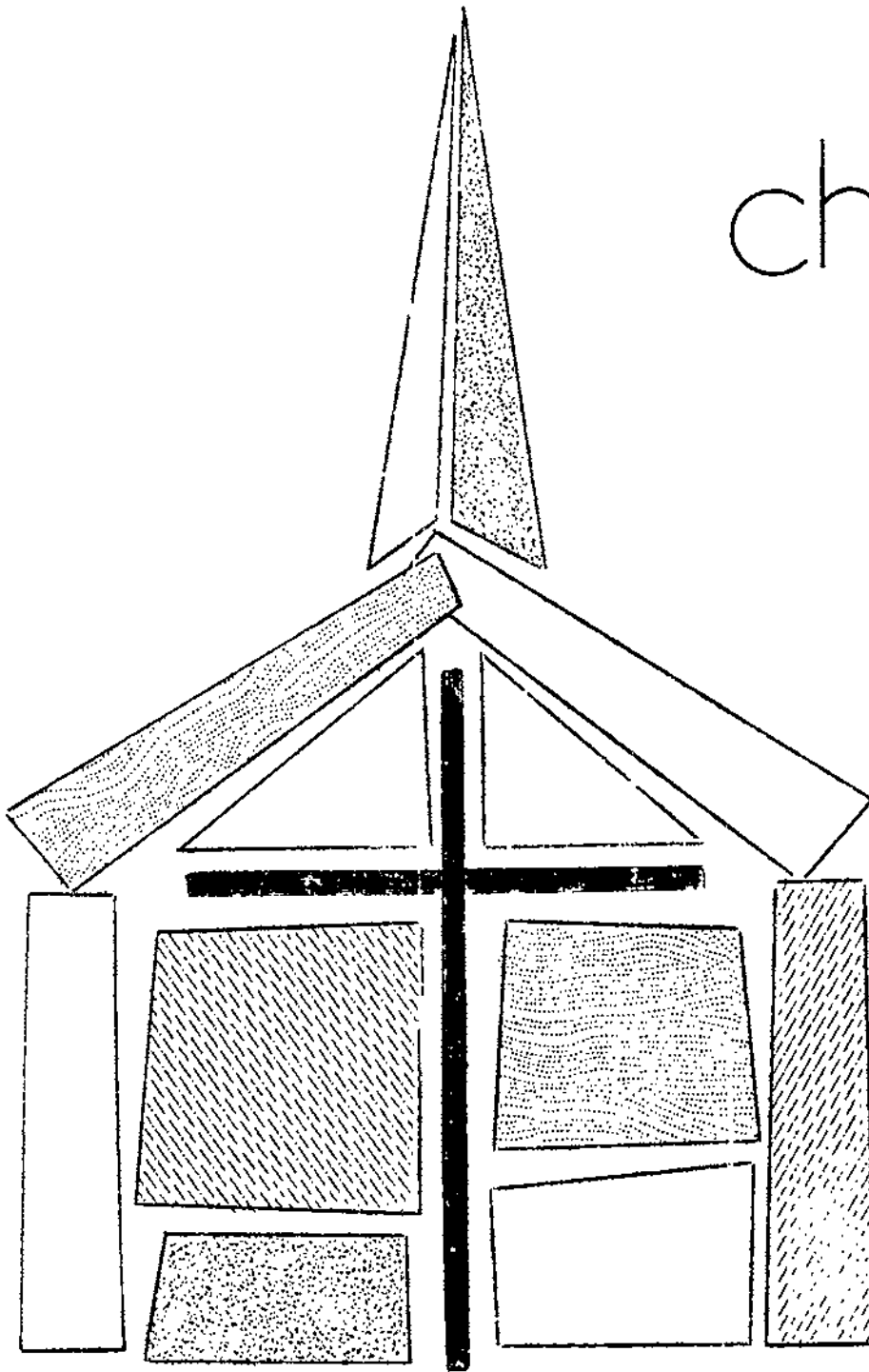


*your*  
church  
and  
*you*



1963  
*Spring Faithful Emphasis*

DISCIPLES

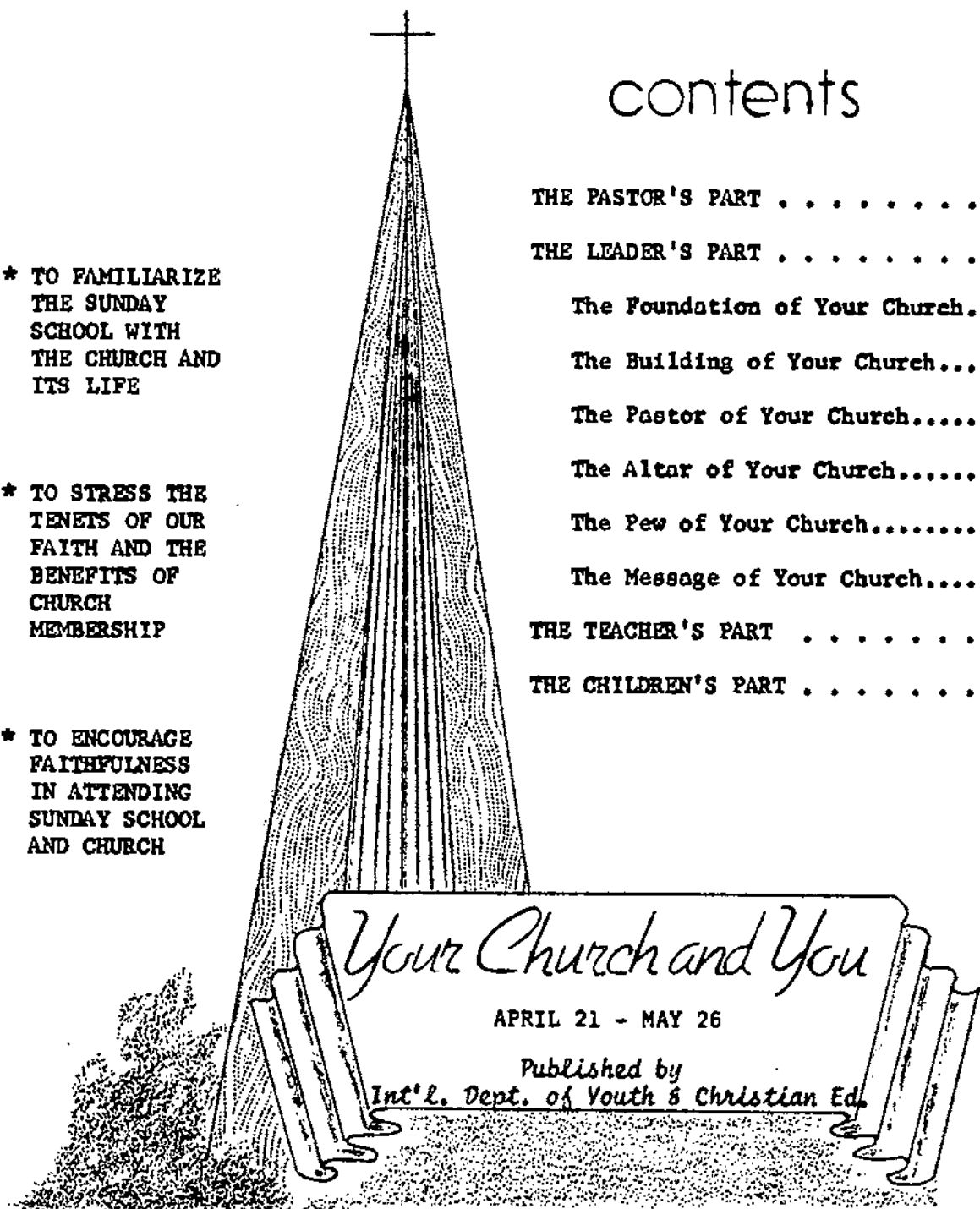
\* TO FAMILIARIZE THE SUNDAY SCHOOL WITH THE CHURCH AND ITS LIFE

\* TO STRESS THE TENETS OF OUR FAITH AND THE BENEFITS OF CHURCH MEMBERSHIP

\* TO ENCOURAGE FAITHFULNESS IN ATTENDING SUNDAY SCHOOL AND CHURCH

# contents

	Page
THE PASTOR'S PART . . . . .	2
THE LEADER'S PART . . . . .	8
The Foundation of Your Church...	14
The Building of Your Church.....	18
The Pastor of Your Church.....	22
The Altar of Your Church.....	26
The Pew of Your Church.....	31
The Message of Your Church.....	36
THE TEACHER'S PART . . . . .	40
THE CHILDREN'S PART . . . . .	45



### MATERIALS:

- \* The Program Manual
- \* "Your Church and You" booklet
- \* Stickers and Stars
- \* "I Believe" Junior indoctrination for church membership
- \* "Blue Ribbon Church Member" ribbons
- \* Tract, "I'm Glad I'm a Foursquare Church Member"
- \* Faithfulness Award Cards

# THE PASTOR'S PART

# THE

## PASTOR'S

### PART

The Pastor's part in this Faithful Emphasis Program will be very vital to its success. It is for this reason that we have prepared a section especially for you. You will need to take an active, participating part in each phase of the program and lend the full weight of your support to the entire program. As the head of the local church, YOU are the most important person in all the planning and execution of the program ideas for each Sunday of faithful emphasis.



## YOUR PART

### I. SERMONS.

The ministry of the pulpit largely affects the thinking and attitude of the congregation. If the pastor thinks it's important, the people think it's important. It is mainly for this reason, therefore, that we suggest at least the Sunday morning sermon to be tied in with the Sunday's theme. If you do not feel led of the Lord to use any of these suggestions, a reference to the theme for the day and a remark or two will greatly assist in keeping the program before your people. The following "seed thoughts" may be helpful in gleaning sermon material for these special days.

#### A. THE FOUNDATION OF YOUR CHURCH - April 21

Scripture...Matthew 16:18

1. The Blueprint... "Upon This Rock"
2. The Builder..... "I Will Build"
3. The Building.... "My Church"
4. The Battle..... "The Gates of Hell"
5. The Blessing.... "Shall Not Prevail Against It."

(Lighted Pathway, June 1960)

#### B. THE BUILDING OF YOUR CHURCH - April 28

Scripture...I Corinthians 3:9

YOU are the church.

1. Christ is the foundation (I Corinthians 3:11).
2. You are the building (I Corinthians 3:9).
  - a. Walls give support. (Tithes)
  - b. Windows give light. (Witnessing)
  - c. Doors give access. (Welcome)
  - d. Roof gives stability. (Faithfulness)

C. THE PASTOR OF YOUR CHURCH - May 5

Scripture...I Corinthians 16:15

I am an ADDICT

1. The minister is called (I Corinthians 1:26).
2. The minister is dedicated (Acts 6:4).
3. The minister is anointed (II Corinthians 1:21; I Corinthians 2:4).
4. The minister is committed (Matthew 28:19, 20).

D. THE ALTAR OF YOUR CHURCH - May 12

Scripture...Psalm 43:4 *"Then will I go unto the altar of God..."*

1. I will go to...seek His face (Psalm 27:8).
2. I will go to...praise Him (Psalms 43:4).
3. I will go to...offer an acceptable sacrifice (Romans 12:1).
4. I will go to...seek forgiveness (I John 1:9).

E. THE PEW OF YOUR CHURCH - May 19

Scripture...Luke 4:16 *"...as His custom was..."*

1. The Good Habits of Jesus
  - a. Went to the Synagogue regularly (Luke 4:16).
  - b. Was subject to His parents (Luke 2:51).
  - c. Did the will of His Heavenly Father (John 5:30).
  - d. Answered not His accusers (Luke 23:9).
  - e. Went apart to pray (Matthew 14:23).
2. Good Christian Habits
  - a. Vital to Christian living.
  - b. Vital to Christian testimony.
3. The Church is what you make it
  - a. By being faithful.
  - b. By being spiritual.
  - c. By being friendly.
  - d. By being prayerful.

F. THE MESSAGE OF YOUR CHURCH - May 26 (Church Membership Day)

Scripture...Titus 1:9

The Foursquare Gospel

1. Salvation meets the need of the Soul.
2. Baptism meets the need of the Spirit.
3. Divine Healing meets the need of the Body.
4. Second Coming meets the need of the future.

II. SERMONS IN A BAG FOR CHILDREN.

It is suggested that not more than 10 minutes of the Sunday morning worship service be allotted to the "Sermon in a Bag." Much should be made of the object in the bag.

A. THE FOUNDATION OF YOUR CHURCH - April 21

Let Jesus Come into Your Heart

Objects: A large milk bottle and a hard-boiled egg with shell removed.

1. Put egg on mouth of bottle. Egg will not go in the bottle. Reason-- the bottle is full of something else, AIR.
2. Drop a lighted match into milk bottle. Now the egg will go into the bottle. (Practice this.)
3. Christ wants to come into our hearts, but He can't when our hearts are full of sin. Confess your sin to Christ and He will cleanse your heart (I John 1:9). Jesus can then live in your heart.
4. Sing "Into My Heart."

B. THE BUILDING OF YOUR CHURCH - April 28

The Witnessing Dollar

Objects: A red candle, a silver dollar and ten dimes.

1. Light the candle. "Ye are the light of the world" (Matt. 5:14, 16).
2. Hold the silver dollar up. This silver dollar can do two things:  
...Hinder the light from shining (hold in front of candle).  
...Help the light to shine farther (hold in back of candle flame).
3. Every Christian should give so that God's storehouse (the church) may be supplied (Mal. 3:10).
4. How much of our money belongs to God? Call 10 children to the platform and give each one a dime. Pull one of the children aside and tell them this dime belongs to God...one tenth of all we earn or have.
5. If every Christian would be a TITHER, every sinner could be a "hearer" of the gospel.

C. THE PASTOR OF YOUR CHURCH - May 5

The Faithful Minister - It would be well for the General Superintendent to present this "sermon in a bag."

Objects: A match, a candle, a flashlight and an electric light bulb.

1. A match burns bright for a little while, but then the light is gone.
2. A candle must have someone light it before it will shine, but a little breeze will blow out the light.
3. A flashlight is easy to turn off and on, but it goes only where you take it.
4. An electric light bulb screwed into the socket connects with the electric power and shines all the time.
5. Our pastor is like the electric light bulb. We can depend upon him shining all the time. He doesn't shine for a moment and then stop like the match...He doesn't let a little wind of adversity cause his light to go out...He doesn't have to have one of you come up here to turn his light on...He's like the electric light bulb, HE SHINES ALL THE TIME and reveals the Light of the World to all of us.

D. THE ALTAR OF YOUR CHURCH - May 12

The Yo-Yo Christian

Object: A yo-yo. Have a boy or girl from your Sunday school come to the platform to operate the yo-yo.

1. Some folks play with the church just like this child plays with the yo-yo. First they're up and then they're down.
2. Their religion slips out of their grasp, and they go back into the world. Finally they get to the end of their string. Then they come back for another winding...(wind up the yo-yo).
3. We don't want to play church. We want to be faithful...  
In Sunday school  
In Church  
In Witnessing  
In Giving  
In Serving

E. THE PEW OF YOUR CHURCH - May 19

The Lord's Portion

Objects: Seven Irish potatoes.

1. Arrange potatoes in a line. Ask children how many you have. God has given us seven days in the week. One by one take out the six and tell the children, Monday, Tuesday, Wednesday, Thursday, Friday and Saturday belong to us.
2. This is God's potato, the Lord's day. Cut the potato into 3 parts representing Sunday morning, afternoon and evening.
  - a. Morning. Some go to Sunday school and then go home. (Cut potato part in half.)
  - b. Afternoon. How many use the afternoon for God to read the Bible and pray? (Cut off all but a small portion of the afternoon part.)
  - c. Evening. Do you spend Sunday evening in church or at home? Statistics will prove that the majority stay home, but let's leave a small part for those who are faithful and go to church.
3. What do we have left? Just these few parts of God's day which we give to Him. Let's give God all of His day. "Remember the Sabbath day, to keep it holy" (Ex. 20:8).

F. THE MESSAGE OF YOUR CHURCH - May 26

The Word of God

Objects: A hammer, sword (large knife), flashlight, mirror, milk (bottle or carton).

1. Hammer...Jer. 23:29 The Word is strong.
2. Sword...Heb. 4:12 Enters the heart.
3. Flashlight...Psa. 119:105 Lights our way.
4. Mirror...James 1:22-26 Shows us ourselves.
5. Milk...I Peter 2:2 Gives us food to grow on.

III. CHURCH MEMBER OF THE YEAR.

During the faithful emphasis program have a balloting box where the people of your congregation can cast their votes for the Church Member of the Year. This person could then be appropriately honored on the last Sunday, May 26.

IV. CHURCH MEMBERSHIP CLASSES.

A. "I BELIEVE" CLASS FOR JUNIORS.

This course will aid in preparing your Juniors for Church Membership. The teaching of the class should come under the supervision of the pastor as it deals with church doctrine.

B. INDOCTRINATION CLASS FOR YOUTH AND ADULTS.

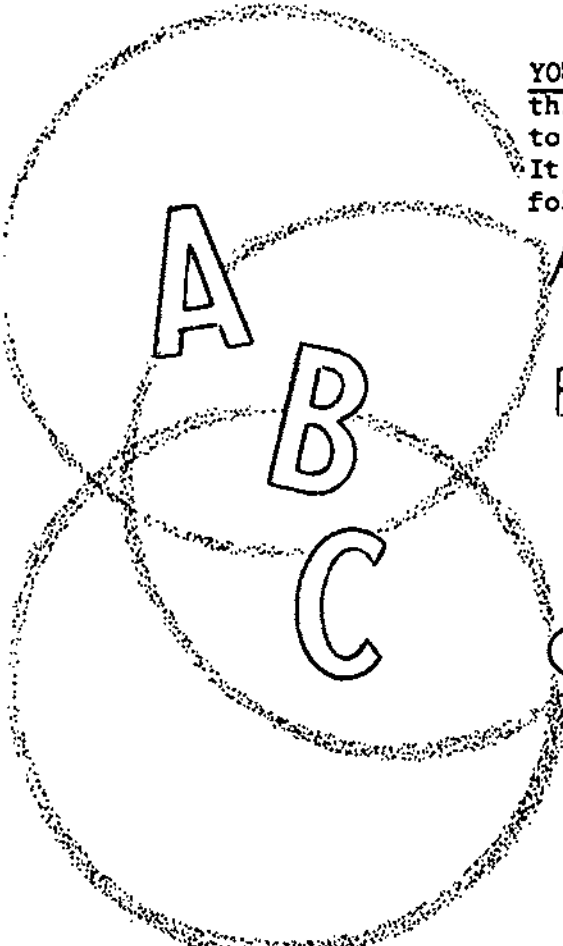
This class could be a series taught by the pastor at the midweek prayer service or a specially conducted class on a separate night. An "informed" member will be a better member.



# THE LEADER'S PART

## THE LEADER'S PART

(The Director of Christian Education and/or Superintendent)



YOU are the hub of the Sunday school's wheel. Everything revolves around YOU! It is not an exaggeration to say that the success of this program depends on you. It is for this reason that we suggest you adopt the following A, B, C's as your guide:

**A** Attention to DETAILS.

Use the Leader's Check List. When you have taken care of each item mentioned, check it off in the square provided.

**B** Be willing to WORK.

Although we have tried to simplify and make this program as easy to execute as possible, it will still take WORK to put it over! This is true in every avenue of life. If it's worthwhile at all, effort must be put into it. You will be paid a hundred times over for every hour you put into "Your Church and You."

**C** Call upon God.

This is a SPIRITUAL program. Begin with prayer, saturate every week with prayer and conclude with prayer! Spiritual results are only accomplished through much prayer. Your workers will quickly sense the fact that your leadership is surrounded and inspired by PRAYER.

### IDEAS:

A program for your worship period has been provided for each Sunday. Since faithfulness is being emphasized you will find several ideas mentioned throughout to encourage faithful Sunday school and church attendance.

1. "YOUR CHURCH AND YOU" Booklet - All of your children, youth (and even some adults) will enjoy completing this faithfulness booklet. It is correlated with the Sunday themes and will not only encourage faithfulness in attendance but in Christian living. As each pupil is faithful in attendance, he will receive the appropriate sticker, etc., for the booklet. It will take approximately 30 seconds for the student to place the gummed stickers in place each Sunday. Be sure each teacher has sufficient booklets and stickers for each Sunday. At the close of the class session each teacher should allow 2 or 3 minutes for the distribution of the stickers or pictures and call the emphasis of the day to the attention of the class. Booklets may be kept in the classroom by the teacher and be taken home by the class on May 26. The following shows what to place in booklet each Sunday:

April 21 - THE FOUNDATION OF YOUR CHURCH - Sallman's head of Christ sticker

April 28 - THE BUILDING OF YOUR CHURCH - Blue star for "Service"  
Silver " " "Tithing"  
Gold " " "Witnessing"  
Red " " "Attendance"

- May 5 - THE PASTOR OF YOUR CHURCH - Picture of paster
- May 12 - THE ALTAR OF YOUR CHURCH - Prayer Hands sticker
- May 19 - THE PEW OF YOUR CHURCH - Silver star for attendance. Gold star if person has been instrumental in filling a pew.
- May 26 - THE MESSAGE OF YOUR CHURCH - Give cross to pre-school children for being present. Give cross to Primary children if they know the 4 phases of the Foursquare Gospel. Give cross to Juniors through Adults if they have memorized all 4 scriptures.

2. STAY FOR CHURCH Plan - Throughout the faithfulness program encourage your Sunday school members to stay for church. To simplify and expedite the process of getting your students into the morning worship service we suggest you:
  - a. Inform all parents of the "Stay for Church" plan by mail the week of April 15 - 21. Ask them to cooperate by participating in the plan.
  - b. Reserve a section toward the front of the church or in the balcony for the children or youth who will not be sitting with their parents. Arrange for each teacher to sit with his class and to assume the responsibility for maintaining discipline. (There should be one adult in this section for every five children.)
  - c. Inform the children as to church procedure just before the close of Sunday school.
  - d. March the children into their section in an orderly fashion just before the church service begins.
3. BLUE RIBBON CHURCH MEMBER - For those who attend Sunday school and all scheduled church services for the 6 weeks of the program, ribbons and stars may be ordered and used as follows:
  - a. IN SUNDAY SCHOOL - Give a ribbon to every person present on Easter Sunday. Encourage them to attend all the other scheduled church services for the week and to return the following Sunday to receive their first star for perfect attendance.
  - b. SUNDAY EVENING SERVICE - Award a star at the beginning or close of the service to every person who had perfect attendance during the week. Note: It will be simpler to take the word of the person when giving out stars as it would be difficult to check on attendance at the various services.
  - c. MAY 26 EVENING SERVICE - Honor all who have had perfect attendance in all services throughout the campaign. These will be called the "6 Star Blue Ribbon Church Members."

Note: The suggested pre-session activity is explained in the first Sunday's program and instructions are given on subsequent Sundays.

THE LEADER'S CHECK LIST

TIMING	DO	CHECK
4 weeks before	Conduct Workers' Conference explaining the program. . . . . Appoint committees: Pastor's Day, Promotion, Church Membership, Indoctrination . . . . . Distribute visual aid and other material to workers . . . . .	<input type="checkbox"/> <input type="checkbox"/> <input type="checkbox"/>
3 weeks before	Conduct first meeting with committees . . . . . Check to be sure you have adequate supplies for the entire program . . . . . Prepare and display unique posters advertising the program everywhere . . . . . Announce the program in Sunday school and church . . . . .	<input type="checkbox"/> <input type="checkbox"/> <input type="checkbox"/> <input type="checkbox"/>
2 weeks before	Check with departmental superintendents and/or teachers to be sure they understand the details of the program . . . . . Step up the promotion of the program in announcements, etc. . . . . Check with committee heads on their progress .	<input type="checkbox"/> <input type="checkbox"/> <input type="checkbox"/>
10 days before	Be sure "Your Church and You" booklets are ready for distribution . . . . . Meet with all committee heads for final details . . . . . Have a sufficient number of "Blue Ribbon Church Member" ribbons ready for distribution to your Easter attendance . . . . .	<input type="checkbox"/> <input type="checkbox"/> <input type="checkbox"/>
7 days before	Kickoff the program Easter Sunday morning . . . . . Distribute "Blue Ribbon Church Member" ribbons to all . . . . .	<input type="checkbox"/> <input type="checkbox"/>

5 days before	Contact all Easter visitors urging their presence on April 21 . . . . . <input type="checkbox"/> Distribute attendance seals and stars to those who will need them . . . . . <input type="checkbox"/> Remind parents children will be staying for church . . . . . <input type="checkbox"/>
2 days before	Last minute check up on all committees and personnel . . . . . <input type="checkbox"/>
April 21 (Foundation)	Follow Program Clock for the day . . . . . <input type="checkbox"/> Use the promotional idea in building your attendance for today as you build the church (visual aid) . . . . . <input type="checkbox"/> Give strong publicity to Pastor's day and help this committee with planning details . . . . . <input type="checkbox"/> Refer to "Promotion for the Day" . . . . . <input type="checkbox"/>
May 5 (Pastor's Day)	Follow Program Clock for the day . . . . . <input type="checkbox"/> Be sure everyone is ready to participate in the Pastor's day program and reception . . . . . <input type="checkbox"/> Check "Promotion for the Day" for details . . . . . <input type="checkbox"/>
May 12 (Altar)	Follow Program Clock for the day . . . . . <input type="checkbox"/> Announce and urge everyone to be present in their special section at the midweek prayer service. . . . . <input type="checkbox"/> Publicize "Fill a Few" Sunday . . . . . <input type="checkbox"/> Check "Promotion for Today" for details . . . . . <input type="checkbox"/>

<p>May 19 (Pew)</p>	<p>Follow Program Clock for the day . . . . . <input type="checkbox"/></p> <p>Award those who fill a pew . . . . . <input type="checkbox"/></p> <p>See that announcements are made in all departments and classes as to uniting with the church May 26. . . . . <input type="checkbox"/></p> <p>Check "Promotion for the Day" for details . . <input type="checkbox"/></p>
<p>May 26 (Message)</p>	<p>Follow Program Clock for the day . . . . . <input type="checkbox"/></p> <p>Award perfect attendance in Sunday school by giving Faithful Emphasis Award Cards . . . . . <input type="checkbox"/></p> <p>See that a section is reserved for all Sunday school members uniting with the church today . <input type="checkbox"/></p> <p>Check "Promotion for the Day" for details. . . <input type="checkbox"/></p>

THE FOUNDATION


*of your church*

THE FOUNDATION OF YOUR CHURCH - April 21

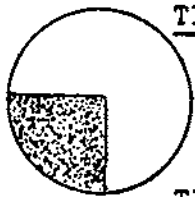
AIM: To exalt the Lord Jesus Christ as the ONLY FOUNDATION for the Church.

PROGRAM CLOCK:

The suggested clock pattern shown on page 12 may be used in any department. We advocate one be made for each department in which you as a leader feel it would be advantageous. The purpose of the clock is to time, visually, each phase of the worship service.

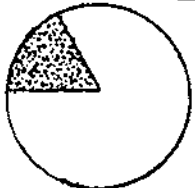


Prepare an enlarged clock from pattern on white cardboard making the numbers and hands in black. Attach the hands with metal brads. Place the clock in a conspicuous spot and before beginning another phase of the worship period turn the hands of the clock. This will keep you and your workers from taking too much time, thus robbing the teachers of their precious class time.



TIME TO GET READY (Pre-session - 15 minutes)

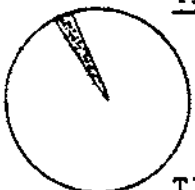
Prepare to have children make a church or stained glass windows as suggested in the "Teacher's Part" under decoration.



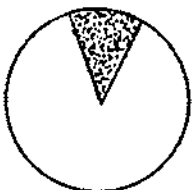
TIME TO SING (10 minutes)

Hymns ..... The Solid Rock; Oh, How I Love Jesus

Choruses...Isn't He Wonderful, The Wise Man and the Foolish Man



TIME TO PRAY (2 minutes)



TIME TO BUILD MY CHURCH (Visual presentation - 8 minutes)

(Introduce the program visual and the subject for the day.)

When we build a house, the first thing we must do is to lay a good foundation. We use cement to make it strong. God also wants His Church to have the right foundation.

- I. Importance of a foundation
  - A. Foolish man - Matthew 7:24, 25.
  - B. Wise man - Matthew 7:26, 27.

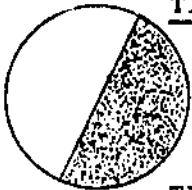


II. The Church's foundation

- A. False foundation - Those who do not honor Christ as the true foundation of the church (Matt. 24:24; II Peter 2:1).
- B. Jesus Christ the true foundation (I Cor. 3:11).
  1. He is sure (II Tim. 2:19; Isa. 28:16).
  2. He is all powerful (Matt. 28:18).
  3. He never changes (Heb. 13:8).
  4. He is able to save our souls (Acts 4:11, 12).

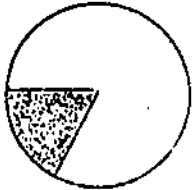
Place the foundation on the visual.

TIME FOR CLASS (30 minutes)



Distribute Picture of Christ stickers to be placed in "Your Church and You" booklet at close of lesson.

TIME FOR FELLOWSHIP (10 minutes)\*



1. Welcome visitors
2. Promotion for the day - Explain "Blue Ribbon Church Member" plan and "Stay for Church" plan.
3. Foundation Decision Day - In the Pastor's Part it has been recommended to extend an invitation to all the students of your school to make Jesus Christ the foundation of their lives.
4. Promotion for next Sunday - Announce the coming theme, "THE BUILDING OF YOUR CHURCH."
5. Chorus, "Stay for Church"

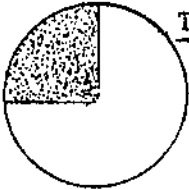
Let's sing a song about our church.  
There's not a better one though we search.  
It is a place of peace and love  
Full of His blessing from above.

CHORUS

Stay for church, stay for church  
Everybody ought to stay for church.  
Stay for church, stay for church  
Here you're sure to find the Savior.

There is a place I love to be  
That's in the church pew, don't you see.  
Always I hear my pastor say  
"Give Him your heart, be saved today."

\*The fellowship period may either be a part of the opening worship or a short closing assembly. If possible, it will be advantageous to take a 10 minute closing assembly in the various departments as it will assist in the orderly marching of classes into the reserved section of the church. Each Sunday school should feel perfectly free to arrange and time the various portions of this program to suit the local situation.



### TIME FOR CHURCH

Arrange for children to march with their teachers into the reserved church section.


### CHURCH CORRELATION

#### OBSERVE THESE "B's"

- "B" present yourself at all church services.
- "B" firm in insisting that all teachers and officers also attend all church services.
- "B" in contact with your pastor throughout the week and offer every assistance possible in the correlation between church and Sunday school.
- "B" sure to arrange for enough altar workers to pray with the students who will respond to the pastor's invitation to accept Christ on Foundation Decision Day.

\* \* \* \* \*

### PROGRAM CLOCK PATTERN






THE BUILDING

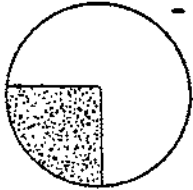
*of your church*

AIM: To impress each student with the fact that the church is not comprised of stone and mortar, but is made of faithful people who have been redeemed by the shed blood of the Lord Jesus Christ.



PROGRAM CLOCK:

TIME TO GET READY (Pre-session  
- 15 minutes)

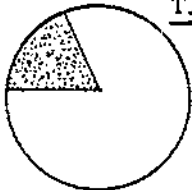


For the next five Sundays, including today, use the following project for this period:

"What We Do In Church" booklet - Cut out the church shown in pattern on page 21, using the same color construction paper as the outside color of your own church.

Today's project will serve as a cover for the booklet. A new page will be added each of the next four Sundays. When the booklet is completed on May 26, compile the 5 pages by threading a ribbon through the hole shown at the top of the booklet. As the child takes the booklet home, he will be able to show as well as tell his parents what he does in church...he sings ...he prays...he gives...he listens!

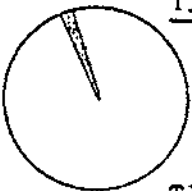
TIME TO SING (10 minutes)



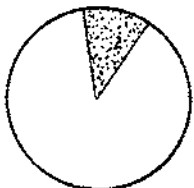
Hymns.....How Great Thou Art, Redeemed

Choruses...If We All Pull Together, I'll Be Somewhere Working

TIME TO PRAY (2 minutes)



TIME TO BUILD MY CHURCH (Visual presentation - 8 minutes)



- I. What is the church?
  - A. Is it the concrete...the windows...the door? No.
  - B. YOU are the CHURCH (I Cor. 3:9).
- II. There must be a good building on the foundation (I Cor. 3:10-15).
  - A. You make the church what it is.
  - B. Faithfulness acrostic:

"F" inances  
 "A" ttendance  
 "I" n service  
 "T" estimony  
 "H" abits  
 "F" oursquare doctrine  
 "U" prightness  
 "L" oyalty

If desired, this acrostic may be worked out on the blackboard. To conclude, print in large letters the word "church." Erase the letter "u." This is what our church would be like without YOU!

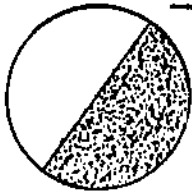
Place the walls and roof on the visual.

Attendance Builder Idea. You may divide the walls and roof of the visual into ten sections. To use as an attendance builder, set a goal for your school on April 28, dividing it into the ten sections of the building; for instance:

Goal - 100; Each section - 10 students

For every 10 students present in your school today, you will place another section to your visual. In this plan you will complete the walls and roof of your church only if everyone is present.

TIME FOR CLASS (30 minutes)

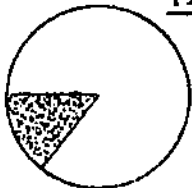


Distribute the following stickers to be placed in "Your Church and You" booklet:

(For children through Junior age)

- BLUE STAR for service - any service rendered such as clean up work, bringing someone to Sunday school, ushering, distributing class papers, etc.
- SILVER STAR for tithing - for giving one tenth of their weekly allowance in Sunday school or church.
- GOLD STAR for witnessing - for asking someone to come to Sunday school or church.
- RED STAR for membership - for children through Primary ages, Sunday school membership will suffice. Juniors may include church membership.

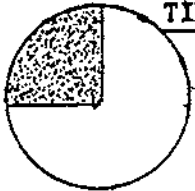
TIME FOR FELLOWSHIP (10 minutes)



1. Welcome visitors.
2. Promotion for the day - Announce "Stay for Church."

3. Promotion for next Sunday - Announce theme, "THE PASTOR OF YOUR CHURCH." Mention that you will be honoring the pastor and ask everyone in Sunday school to write a special appreciation note to him and be prepared to hand them in next Sunday so they may be presented at the appointed time. Urge every student to participate.

4. Chorus, "Stay for Church."



TIME FOR CHURCH

If any problems resulted from the children remaining for the church service, be sure these are worked out satisfactorily before the worship service this morning.

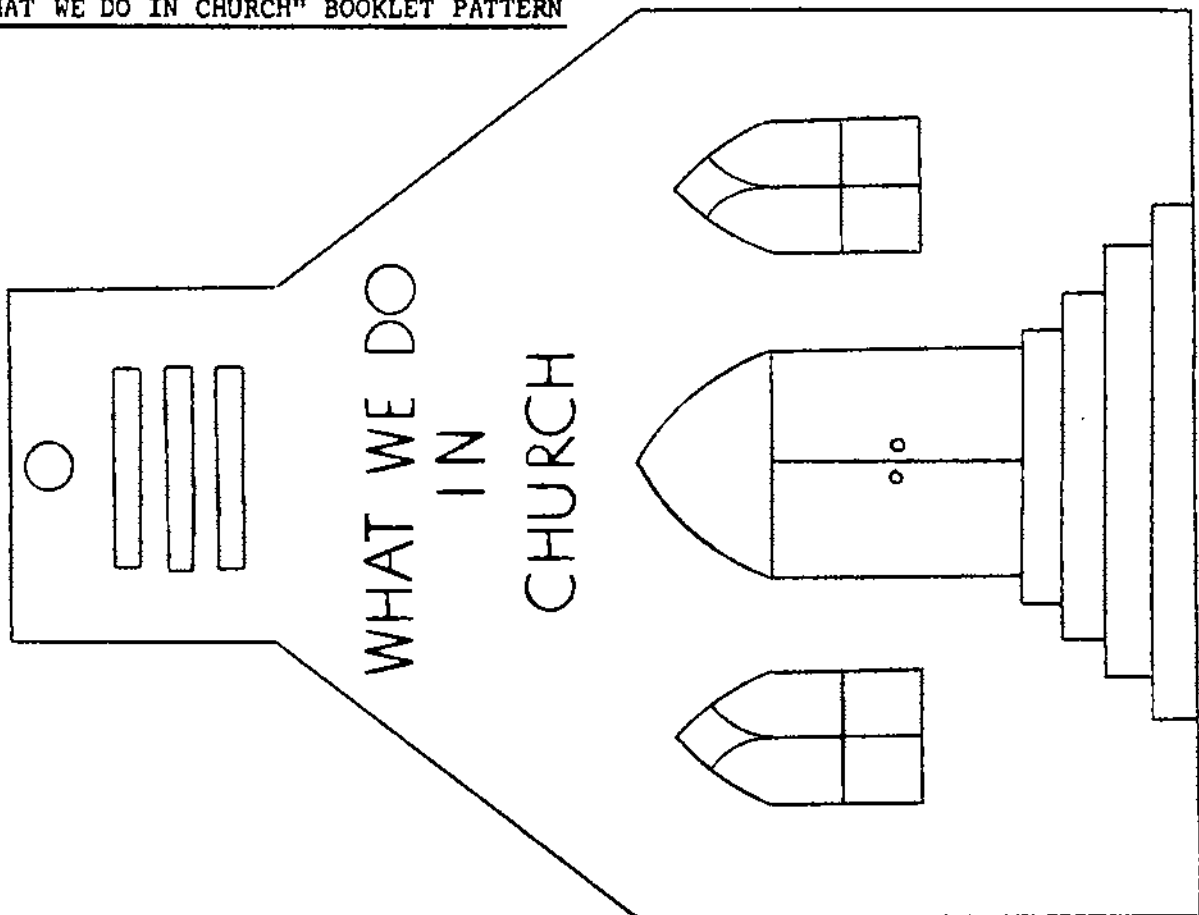
CHURCH CORRELATION

Work closely with the Pastor's Day Committee in coordinating the church program with that of the Sunday school for this special day.

Provide silver gummed stars at the close of the Sunday evening service to all those who have not missed Sunday school or any scheduled church service during the week of April 22 - 28.

\* \* \* \* \*

"WHAT WE DO IN CHURCH" BOOKLET PATTERN



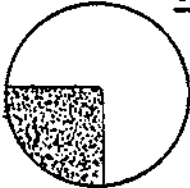
THE PASTOR

*of your church*


AIM: To honor the ministry of the church and create a closer relationship between the Sunday school and the pastor.

PROGRAM CLOCK:

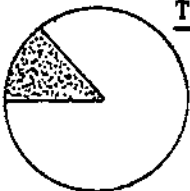
TIME TO GET READY (Pre-session - 15 minutes)



"What We Do In Church" booklet - Prepare mimeographed sheets of "we sing" from pattern on page 25. Tell the children about Fanny Crosby, the blind lady who wrote so many hymns. Your local public library will be able to furnish you material on her life. Read Psalm 150 in closing.

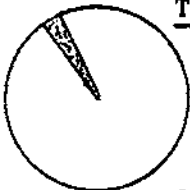


TIME TO SING (8 minutes)

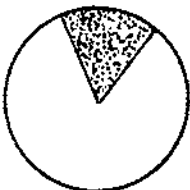


Hymn.....Living for Jesus  
Chorus...Preach the Foursquare Gospel

TIME TO PRAY (2 minutes)

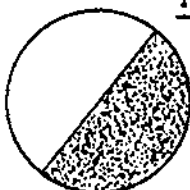


TIME TO BUILD MY CHURCH (Visual presentation - 10 minutes)



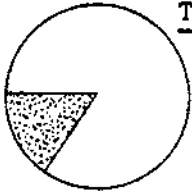
1. Seat the pastors on the platform.
2. Present the pastor's wife with a corsage and the pastor with a boutonniere.
3. Song, "In the Service of the King" sung as a duet or by a group of Junior children.
4. Present all the appreciation cards and notes to pastors.
5. Remarks by pastor.
6. Read Acts 6:4 and Ephesians 4:11, 12 and place the pulpit on the visual.
7. Close with the hymn "We'll Work 'Til Jesus Comes."

TIME FOR CLASS (30 minutes)



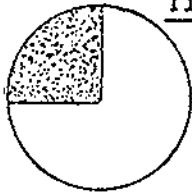
At close of lesson distribute pictures of the pastor to be placed in booklet.





### TIME FOR FELLOWSHIP (10 minutes)

1. Welcome visitors.
2. Promotion for the day - Announce the special morning worship service honoring pastors and encourage all to "Stay for Church." In conjunction, continue to promote the "Blue Ribbon Church Member" plan.
3. Promotion for next Sunday - Announce theme, "THE ALTAR OF YOUR CHURCH." Make special arrangements for Sunday school members to be present this week at the midweek prayer service.
4. Sing "Stay for Church."



### TIME FOR CHURCH

Today as the Sunday school students march in have the pianist or organist play "Preach the Word." A color guard bearing the American and Foursquare flags should precede the departments. For added interest have the various classes carry posters such as:

WE LOVE OUR PASTOR - WE LIKE TO STAY FOR CHURCH - GOD BLESS OUR PASTORS

### CHURCH CORRELATION

1. Special Program - Arrange for the pastors to be on the platform of the church as the Sunday school students march into the reserved section.
  - a. City official to bring a tribute.
  - b. Member of the Church Council to present flowers and tribute.
  - c. Pre-school children's rhythm band. (Boys wearing white shirts and black bow ties; girls wearing white dresses with navy blue shields made out of crepe paper.)

Song: Tune - "There's Within My Heart A Melody"  
(Have them play the verse and sing this special chorus.)

We the little children  
Sing for you today,  
For we love our pastors  
In a very special way.

- d. Junior Choir, "Pass the News Along."
- e. Recitation, "Our Pastor" Junior High student.

There are some lovely people  
Around the world of course,  
But when it comes to kindness  
Our pastor is the source.  
We know that God has called (him, her)  
That's very plain to see,  
For (he, she) is always earnest  
And faithful as can be.

(Look to pastor and say)  
 We're sorry when we fail you  
 Forgive us, please, today.  
 Let's rally all our forces  
 Then hear the Master say,  
 "Well done thou good and faithful,  
 O pastor and thy flock,  
 Thy course is run, thou'st kept the faith  
 Thou'rt safe with Me THE ROCK."


- f. Church Reception. At the conclusion of the Sunday evening service, a reception could be held honoring the pastor on this special day. The Pastor's Day Committee should arrange it and plan the details. Send special invitations to all church members to be present throughout the day and for the reception.

All Sunday school teachers and officers will be present in all services of the day and attend the reception. You as the leader will work closely with the committee and Church Council in all the details.

2. Provide silver stars for "Blue Ribbon Church Members" who have not been absent from Sunday school or church during the week of April 29 through May 5. Give these out at the close of the Sunday evening service.

★ ★ ★ ★ ★ ★ ★ ★ ★ ★ ★ ★

"WHAT WE DO IN CHURCH" BOOKLET PATTERN






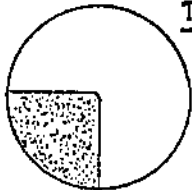
# THE ALTAR

*of your church*

AIM: To familiarize each student with the history and meaning of the altar and to emphasize the need of spiritual growth following salvation. Faithfulness in prayer should be stressed.

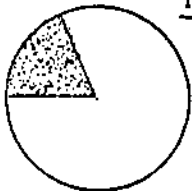


PROGRAM CLOCK:



TIME TO GET READY (Pre-session - 15 minutes)


"What We Do In Church" booklet - Prepare mimeographed sheets of "we pray." Let the children trace the praying boy on black construction paper and paste on page. Teach them the Lord's prayer.



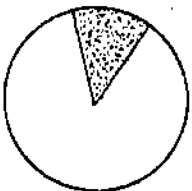
TIME TO SING (10 minutes)

Hymn.....What a Friend We Have in Jesus

Choruses...For You I Am Praying, God Answers Prayer in the Morning, Now It's Time to Pray.



TIME TO PRAY (2 minutes)



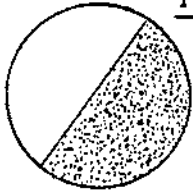
TIME TO BUILD MY CHURCH (Visual presentation - 8 minutes)

1. The altar was the first place of worship. Noah built the first altar (Gen. 8:20).
2. Requirements for the building of an altar in the Old Testament.
  - a. To be made of earth, stone or wood (Ex. 20:24-26; 30:1).
  - b. To be raised from the earth (II Sam. 24:18).
3. Different motives inspired the building of altars and the returning to the altar.
  - a. A place of prayer. Abram built an altar (Gen. 12:8). After his sojourn into Egypt, he returned again to the altar (Gen. 13:4).
  - b. A memorial. Abram built an altar after God appeared unto him (Gen. 12:7).
  - c. A place of forgiveness (Ex. 30:1-10; I Sam. 14:35).
  - d. To commemorate a victory (Ex. 17:15).
  - e. To praise God (Psalm 43:4).
  - f. To offer sacrifice (Gen. 22:1-14).

4. Christ is now our ALTAR. Read Heb. 13:10-14.
5. God has promised to bless us when we come to His altar (Ex. 20:24).

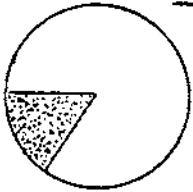
Put the altar in position on the visual.

TIME FOR CLASS (30 minutes)



Prayer Hands stickers should be given only if the individual attends prayer meeting this week. This refers to Junior age through Adult. Younger ages may receive their award at the close of the lesson if they pray each day. (Pre-school through Primary).

TIME FOR FELLOWSHIP (10 minutes)



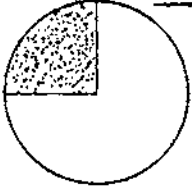
1. Welcome visitors.
2. Promotion for the day - Prayer Hands Invitation. Invite the pastor to extend an invitation to the entire Sunday school to be present for prayer at the midweek service.
  - a. Distribute Prayer Hands Invitations to all students. (See pattern, page 30)
  - b. If desired, the pre-school superintendent could have a special prayer time for the very small children. The time could be used profitably by:
    - 1) Teaching the children the Lord's Prayer.
    - 2) Teaching the children when we should pray.
      - Before all meals
      - Before going to bed
      - At the family altar
      - When we are sick or in need of help
      - At church and Sunday school
      - When we are thankful
    - 3) Singing prayer songs.
3. Promotion for next Sunday - Announce theme, "THE PEW OF YOUR CHURCH."



Assign every family unit in your school a row of seats or a pew to fill for Sunday school and church on May 19. If there are 6 members in the family, challenge them to fill 10 seats. Prorate assignments according to the size of the family, the newness of the student and the ability of the worker.

"Count Me Faithful" tags. Make round tags out of light weight cardboard. Prepare enough tags so that all who enter Sunday school or church including visitors will receive one. Ask them to wear tags to church on May 19.

TIME FOR CHURCH




CHURCH CORRELATION:

Great emphasis should be laid on the importance of seeking God's face at the altar of the church. Encourage even the children to respond to the invitation as it is extended from time to time by the pastor to come to the altar for prayer and dedication.

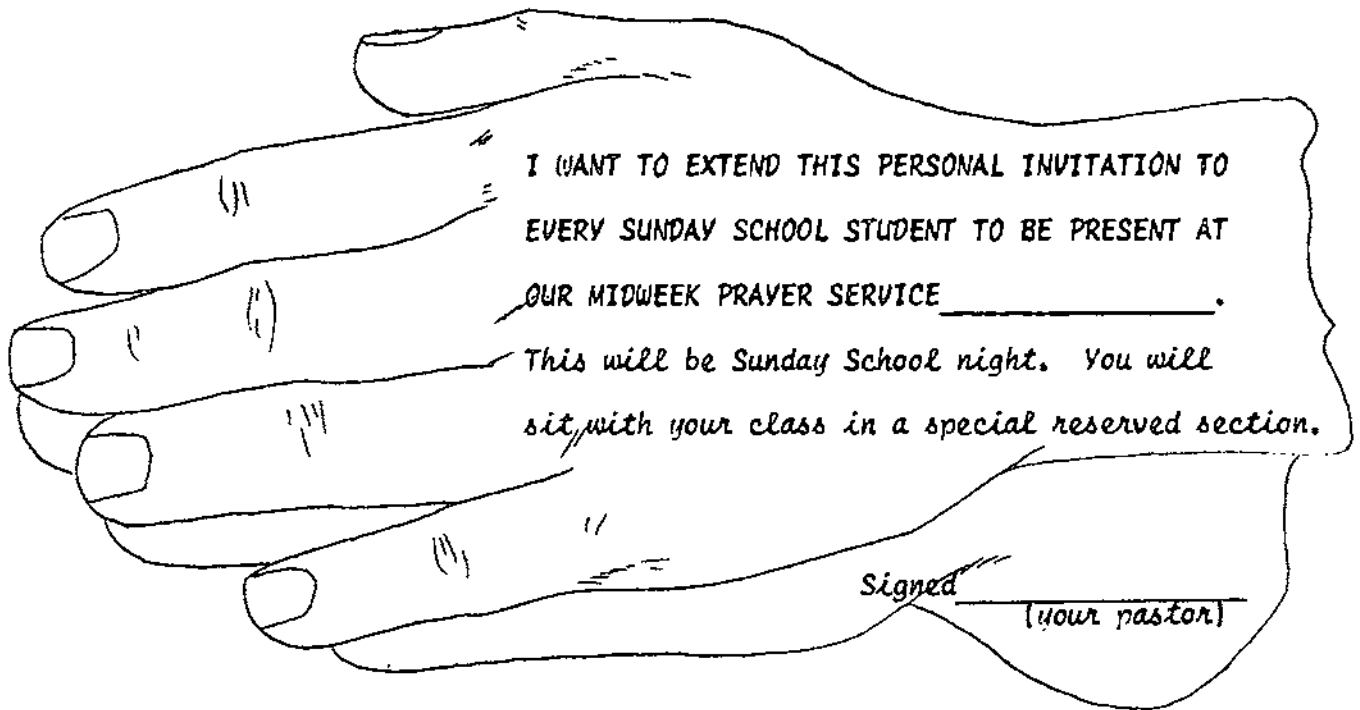
Provide silver stars for all "Blue Ribbon Church Members" who have not missed Sunday school or church during the week of May 6 through 12. Hand out stars at the conclusion of the Sunday evening service.

\* \* \* \* \*

"WHAT WE DO IN CHURCH" BOOKLET PATTERN



PRAYER HANDS INVITATION PATTERN




THE PEW

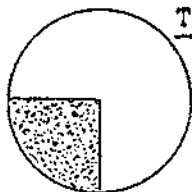
*of your church*



AIM: To impress upon each one the importance of faithfulness in church attendance.

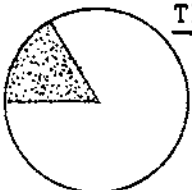


PROGRAM CLOCK:



TIME TO GET READY (Pre-session - 15 minutes)

For today's page in the "What We Do in Church" booklets, you may either mimeograph the page as suggested on page 32 or use a blank page and purchase enough imitation coins at your local variety store to let each child paste one on his page. Explain how "we give" to God by tithing.



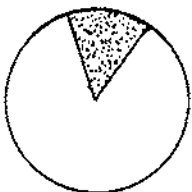
TIME TO SING (10 minutes)

Hymns.....Bring Them In, We'll Work 'Til Jesus Comes

Choruses...Dwelling Together, If You Win the One Next to You



TIME TO PRAY (2 minutes)

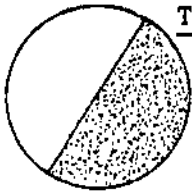


TIME TO BUILD MY CHURCH (Visual presentation - 8 minutes)

- I. Jesus went to church, "...as His custom was..." (Luke 4:16). He expects us to go too.
- II. The PEW is a place of learning. We are commanded in the Word of God to "give attendance to reading, to exhortation, to doctrine" (I Tim. 4:13). Jesus commands us to learn of Him (Matt. 11:29).
- III. Faithfulness to the church pew is a HABIT (Acts 3:1; 16:13; 20:7).
  - A. Some habits are bad (name some) and they should be broken.
  - B. We all need good habits (name some) and they should never be broken. Going to church REGULARLY is one of the best habits we can make.
- IV. Faithfulness to the pew is a SIGN.
  - A. A sign to the unsaved that we are born again Christians. They can't see inside our hearts. They can only see what we DO.

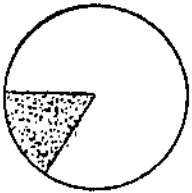
- B. A sign that we love God's Word.
1. One of the first signs that we are truly born again is that we LOVE God's Word.
  2. What the Word of God will do for us:
    - a. We are changed by the Word (Rom. 3:23; II Cor. 5:17).
    - b. We are kept by the Word (Psa. 119:11).
    - c. We are guided by the Word (Psa. 119:105).
    - d. We are quickened by the Word (Psa. 119:25).
    - e. We are strengthened by the Word (Psa. 119:28).
    - f. We grow by the Word (I Peter 2:2).

Put the pews in place on the visual and remind everyone to be present to fill a pew in church every Sunday.



TIME FOR CLASS (30 minutes)

At the close of the lesson award those present a silver star for their booklet.



TIME FOR FELLOWSHIP (10 minutes)

1. Welcome visitors.
2. Promotion for the day - "Count Me Faithful" tags. Check to see that everyone has a tag. These were to be distributed last Sunday.

"Fill a Pew" competition. If desired, the entire Sunday school may be divided into either two or three teams with captains over each. If this method is used, you may wish to divide the pews in your church into as many sections as you have teams. Each team will be responsible to fill its section.

Each family unit or class has been assigned a pew or row of seats to fill for today. Number the rows or print signs with the names of those who are responsible to fill the pew. This will pinpoint responsibility.

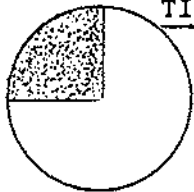
3. Promotion for next Sunday - Announce theme, "THE MESSAGE OF YOUR CHURCH," emphasizing church doctrine and receiving new members into the church. It will be beneficial if you or your pastor will speak to each one of your departments and classes from the Junior age and up about Church Membership. Distribute membership cards to those interested. Children should be advised to get written consent from their parents. Give each potential member a copy of the tract "I'm Glad I'm a Foursquare Church Member."

Foursquare Ribbons. If you want to stir up a little more enthusiasm and interest in the four phases of our Foursquare doctrine, make crepe paper ribbons of the four colors of our Foursquare flag. Type the following scriptures on a piece of paper and paste or staple them to the color ribbon on which they belong:

SALVATION.....Red.....John 3:3  
HOLY SPIRIT.....Yellow...Acts 2:4  
DIVINE HEALING...Blue.....James 5:14  
SECOND COMING....Purple...Acts 1:11

Divide the ribbons equally among your Sunday school members. These can be sent in the mail this week or given personally to those present today. During and after Sunday school on May 26 any member may challenge another to say his scripture. If the person cannot accurately quote the scripture, the challenger may claim his ribbon. At the close of the Sunday service, the person who has successfully claimed the most ribbons will receive a gift. The presentation can be made just before the benediction or at the close of the service.

4. Sing "Stay for Church."



#### TIME FOR CHURCH

Print the TEN VALUES OF CHURCH ATTENDANCE in your church bulletin.

1. It keeps your heart in constant tune with God.
2. It keeps your mind on the great necessity for having God's Word spread throughout all nations.
3. It improves your Christian character by learning the great examples that Christ left us.
4. It improves your disposition by learning to be meek and humble like Christ.
5. It helps in your everyday life by learning to love one another, even as Christ loved you.
6. It teaches you to give and know the wonderful joy you receive by giving.
7. It teaches you to pray for prayer is the answer to many of your problems.
8. It gives your soul great joy and comfort to worship God and know that He is near.
9. It shows the world that you are working for Christ and His kingdom.
10. It is the way that Christ intended for you to do. As His Word says, "Not forsaking the assembling of ourselves together."  
"For where two or three are gathered together in my name, there am I in the midst of them."

CHURCH CORRELATION


"The Pew of Your Church" Sunday will be a united effort on the part of the Sunday school and church. Give strong emphasis to the fact that the pew is to be filled for Sunday school AND church.

At the conclusion of the morning worship service, gold stars should be given to those who are compiling "Your Church and You" booklets for bringing someone to fill a pew.

Give out silver stars at the conclusion of the Sunday evening service to all "Blue Ribbon Church Members" who have not been absent from Sunday school or church during the week of May 13 through May 19.

\* \* \* \* \*

"WHAT WE DO IN CHURCH" BOOKLET PATTERN

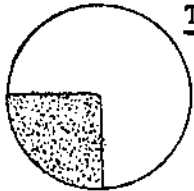
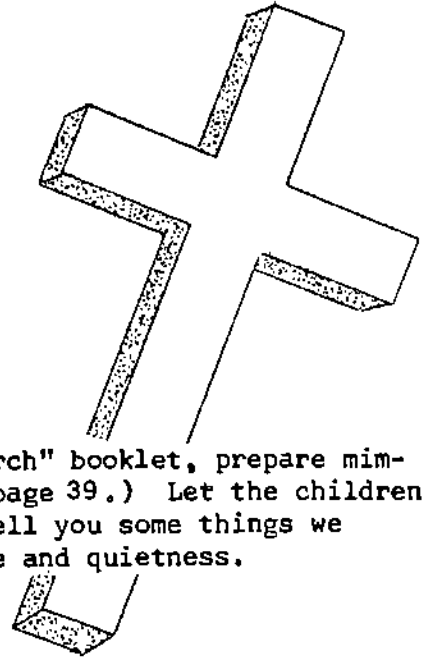


THE MESSAGE

*of your church*

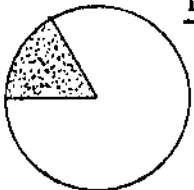
AIM: To teach faithfulness to the tenets of our faith and to encourage church membership.

PROGRAM CLOCK:



TIME TO GET READY (Pre-session - 15 minutes)

For the last page of "What We Do in Church" booklet, prepare mimeographed sheets of "we listen." (See page 39.) Let the children color the listening boy. Ask them to tell you some things we don't do in church. Emphasize reverence and quietness.



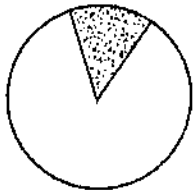
TIME TO SING (10 minutes)

Hymn.....Wonderful Words of Life

Choruses...The B.I.B.L.E., The Old Time Religion, Thy Word Is a Lamp unto My Feet



TIME TO PRAY (2 minutes)



TIME TO BUILD MY CHURCH (Visual presentation - 8 minutes)

(Make a large cross as shown on page 40. This may be done on flannelgraph, as a chalk talk using colored chalk, or as a standing cross presentation.)

1. Salvation (John 3:3; II Cor. 5:17).

(Place red arm in position on the cross.)

Ask someone to give a 2 minute testimony on salvation.

2. Baptism of the Holy Spirit (Acts 2:4; John 14:16, 17).

(Place yellow arm in position on the cross.)

Select someone in advance to give a 2 minute testimony on the baptism of the Holy Spirit. If possible, select someone who has recently received this experience.

3. Divine Healing (James 5:14-16).

(Place blue arm in position on the cross.)

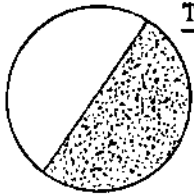
Choose someone to give a short testimony of healing not over 2 minutes in length.

4. Second Coming (Acts 1:11; I Thess. 4:16, 17).

(Place purple arm in position on the cross.)

Ask the pastor to tell briefly why we believe that the Lord Jesus Christ is coming back again.

Place the red cross provided with the visual aid on visual.



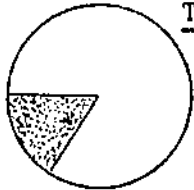
TIME FOR CLASS (30 minutes)

At the close of the lesson give red cross stickers for booklet to:

Pre-school children for being present.

Primary children for knowing the 4 phases of the Foursquare Gospel.

Junior through adults for memorizing all 4 scriptures.



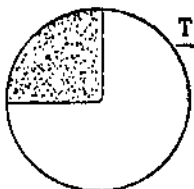
TIME FOR FELLOWSHIP (10 minutes)

1. Welcome visitors.

2. Promotion for the day - Today is INTERNATIONAL FOURSQUARE MEMBERSHIP DAY. The main promotion for today will be to emphasize the benefits of church membership. Encourage all who have a definite born again experience to unite with the church.

Foursquare Ribbons. These were to be given out or mailed last week. Re-emphasize the plan to challenge memorization of the 4 scriptures and mention the gift to be given at the close of Sunday school or the day's services.

3. Promotion for next Sunday - The faithful emphasis program for the year is over and this is all the more reason for continuing faithfulness in Sunday school and church attendance throughout the year.



TIME FOR CHURCH

Everyone should plan to stay for church on this final Sunday and also plan to attend the Sunday evening service. Continue the "Stay for Church" plan.


## CHURCH CORRELATION

The Sunday school has devoted six weeks to "Your Church and You." To conserve the progress you have made, continue active participation of your school in the life of the church. How can you do this? There are many ways; we suggest a few here:

1. Children's choir attractively robed.
2. Youth choir.
3. Continue the special reserved section in the church for the Sunday school classes where children may sit with their teacher.
4. Adjust your main church service to have a little more appeal to your younger members if you do not have a children's church.
5. Use your young people as ushers and in special musical numbers.
6. Invite your pastor to speak to the various departments of your school from time to time. It may be that some of your children do not know your pastor's name and would not recognize him if they saw him on the street.
7. Conduct a rally on Sunday evening inviting all parents and children to be present.
8. Indoctrinate children in the tenets of our faith constantly. Don't be hesitant to tie them in to our church.

Give out silver stars in the evening service to all "Blue Ribbon Church Members" who have not been absent from Sunday school or church during the week of May 20 through May 26. Distribute the stars as the people enter the evening service and arrange a time during the opening part of the service to honor all those who have not missed Sunday school or church during this period. This will probably not be an extremely large group. We suggest, therefore, that some small gift be presented to each one. Faithfulness will receive high commendation on the final day when we stand before the righteous judge and it should receive high commendation NOW in the church.

### "WHAT WE DO IN CHURCH" BOOKLET PATTERN





# THE TEACHER'S PART

(red)

DO-IT-DU

(yellow)

BAPTISM OF THE  
HOLY SPIRIT

(blue)

DIVINE  
HEALING

(purple)

DO-IT-DU

DO-IT-DU

## THE TEACHER'S PART

Although this program is principally for the opening and closing of the Sunday school hour, it is essential that there not be an abrupt break during the teaching period. As a teacher you have a responsibility to teach the lesson prescribed for each particular Sunday and though the Faithfulness program should not interfere with this instruction, tying in the theme of the day is important by:

1. Being thoroughly informed as to the details of the entire program.
2. Occasional references to the worship period presentation.
3. Assisting your pupils in the completion "Your Church and You" booklets.
4. Stressing the importance of staying for church.

### IDEAS TO HELP YOU CORRELATE THE PROGRAM

#### 1. Decoration.

- a. Make a church using the pattern provided on the next page. Enlarge to the size desired. Make of heavy construction paper on cardboard. Paste colored linings from Christmas card envelopes and stationery under the window openings. Base can be folded to make a stand-up.
- b. Make stained glass windows using pattern provided. Trace on thin paper; crayon in different colors, using black for framework and leading. Rub linseed oil on back of paper to get transparent effect. If you do not wish to use linseed oil, cellophane or crepe paper may be substituted.

#### 2. Booklet "Your Church and You."

Complete a booklet with your students. Teachers of children's classes will need to assist their students with the booklet. Youth and Adult teachers should wear "Blue Ribbon Church Member" badges and urge all their class members to earn a silver star each week by perfect attendance.

#### 3. Take a "Picture Walk."

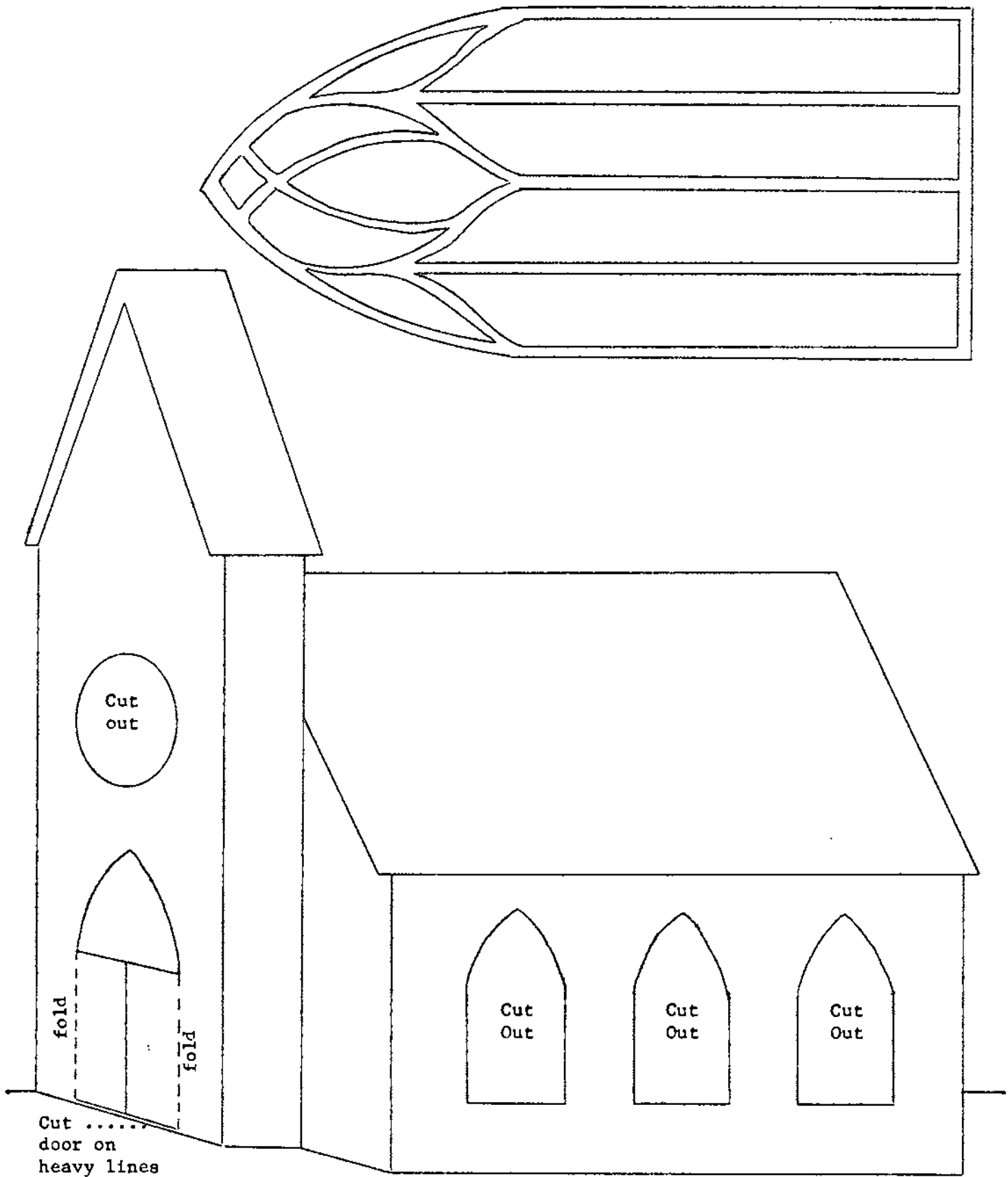
Mount at eye level a group of pictures depicting what we do in church along one wall of the classroom.

- a. Sing
- b. Pray
- c. Give
- d. Serve
- e. Listen

Among the pictures, include one of the Lord Jesus, your pastor and your church.

#### 4. Announcements They Won't Forget.

Why not do what one teacher did for her forgetful pupils? She asked each student in the class to take off the right shoe and put the announcement neatly folded on the inside. Instructions were given not to read it until you take your shoe off at home.



I WAS GLAD WHEN THEY SAID UNTO ME, LET US GO INTO THE HOUSE OF THE LORD.

Psalm 122:1

5. Letter.

Do your students who are faithful feel neglected because they never hear from you? Why not write them? After the second Sunday of the Faithfulness program, try writing those who haven't been absent since the beginning of the drive. Sample:

Dear \_\_\_\_\_:

Congratulations! You haven't missed a Sunday since our Faithful Emphasis Program began. That's wonderful. It shows you are dependable and love to study God's Word.

I sincerely hope your perfect attendance record will continue all through our drive and the rest of the year.

Sincerely,

6. Name tags.

Prepare small church name tags for all new class members and pin on the newcomer. Write the name of the pupil on the tag. He won't feel strange for long.

7. "Why I Go to Church."

In not over 50 words, ask your pupils to write a composition on "Why I Go to Church." The church council members can be the judges of the letters; present at the Sunday morning church services of May 26.

8. "Pastor, We Thank You."

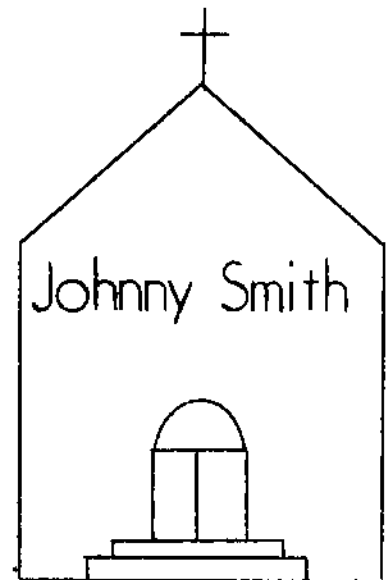
Make an elongated letter using paper roll such as used for an adding machine. Ask everyone in your class to write a few words of appreciation to the pastor for pastor's day.

9. "Gift for My Church."

Most Bible book stores have a small church offering collector with a coin slot which may be used for collecting money. Let your class decide what they would like to get for the church and then save towards it and make the presentation publicly on May 26.

10. "Work for My Church."

Set aside a work day for the members of your class. Any class from Juniors on up can participate in this type of project. Ask the general superintendent, or the pastor, what clean-up job needs "doing." No student will lightly throw a gum wrapper or any piece of trash around the church once he has helped clean-up.



# THE CHILDREN'S PART

## THE CHILDREN'S PART



From 50 to 60% of the Sunday school's membership is usually comprised of children. It is very necessary however that every program reach all ages where possible. To assist you in reaching your age group and to maintain attendance, we offer a compilation of practical helps.

### PRE-SCHOOL...ages 2-5

Educators agree that all of the basic habits of a person are formed from birth to six years of age. Dr. Ada Hart Arlitt, eminent psychologist, writes, "The most important period of the child's life for all types of education is the period from birth to six years of age. This is particularly true of religious education. It is highly probable that all of the basis for the later religious life of the child are laid by the time the child reaches the first grade." If this is true, how important it is that we train these very young children in the precepts of church life and church attendance. To help you in this we suggest:

Finger Play. Hold four fingers of the left hand up. These represent the four reasons why we go to church. As each one is mentioned pull one finger down with the aid of the right hand.

We go to church for four reasons--  
We go to church to sing to God;  
We go to church to give to God;  
We go to church to listen to God;  
We go to church to talk to God.

Handwork. Cut out or tear out little round pieces of paper to represent money. Cut them out of yellow paper to represent gold or out of white paper to be colored to represent coins. Let each child make as many as he has time to make. Pass a big container which is labeled "To God." Each child will put his "money" in the container.

Church Manners. Train the children how to conduct themselves in church as follows:

Sing: Announce chorus as in church. Everybody sing.

Pray: Now it's time to pray. Pattern: 1. Fold our hands.  
2. Bow our heads.  
3. Close our eyes.

Listen: Now it's time to listen. Things to remember:  
1. No one talks.  
2. No one moves.  
3. No one plays.  
4. Everyone listens.

Perfect Attendance--"Faithful Flower."

Flower will grow as child attends.

First Sunday--Stem and leaves of green construction paper.

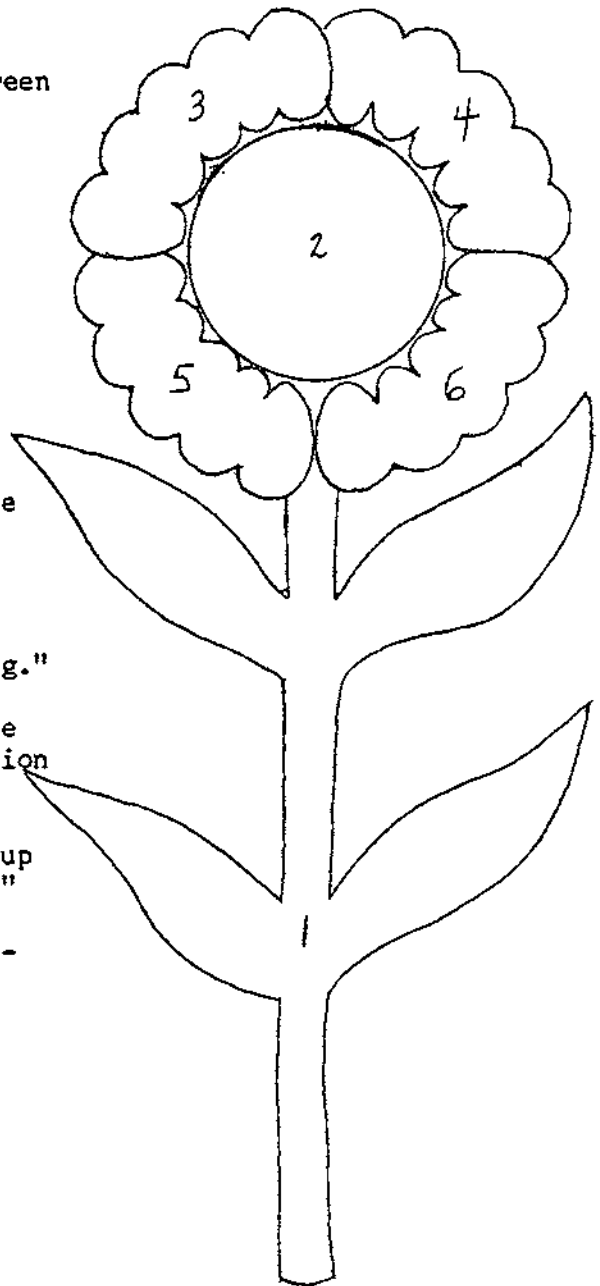
Second Sunday--Center of brown construction paper.

Third Sunday--Petal of yellow construction paper.

Fourth Sunday--Petal (same).

Fifth Sunday--Petal (same).

Sixth Sunday--Petal (same).



PRIMARY...ages 6-8

Song - "Going to Church," sung to the tune of "Here We Go 'Round the Mulberry Bush."

"This is the way we go to church, go to church, etc., every Sunday morning."

"This is the way we give to God (make motions of dropping coins in collection box)."

"This is the way we listen to God (cup ear and listen as if to the sermon)."

"This is the way we sing to God (pretend to hold songbook)."

"This is the way we talk to God (fold hands as in prayer)."




Church Clock Contest - Ticks vs Tocks

Those on the one side are called "ticks" while those on the other side are "tocks." Divide equally. The captains on either side will be called "mainsprings." Every boy or girl present will count for one minute. The person bringing the most visitors on either side may be presented with an inexpensive wristwatch. Timex has several to choose from. Primaries are just learning to tell time and a watch will thrill them.

JUNIORS...ages 9-11

Bible Award Card

A Junior boy or girl should have a Bible, but if the child comes from an unsaved home his parents may not provide him with one. It is for this reason that the Sunday school



*Bible Award Card*

*The beautiful Bible shown on this card will be presented to*

---

*When he has attended Sunday School for 6 successive weeks.*

1. No excuses for absence may be accepted.
2. Card must be punched by your teacher.

--	--	--	--	--	--

should assume the responsibility of making it possible for the child to earn a Bible of his own. We want him to take his Bible with him to church and to turn to the text when the minister reads it and thus begin good church habits. In order to do this, he needs a Bible. Mail the Bible Award Card to each set of parents with an appropriate letter explaining the Faithfulness program, etc.

Attendance Contests

**BASEBALL:** For a change, don't call this one a contest but a World Series game. Each class takes the name of some baseball team or makes up its own. Cut out construction paper banners for all classes and letter the names on them. A large diamond drawn on cardboard with a scoreboard beside it adds realism. Scoring is as follows: attend church--base hit; bring Bible--base hit; bring offering--base hit; being present--base hit; bring visitor--home run.

**MOUNTAIN CLIMBERS AND PEARL DIVERS:** These two sides are after "eagles" and "pearls." It can be worked by counting the total present on each side, or by counting only the visitors brought by each side.

**BEANS AND BURGERS CONTEST:** Divide the class into two groups. The object is to get more new members than the other group. The losing side will eat beans while winners eat hamburgers at a cook-out.

\* \* \* \* \*